



STORAGE TIPS



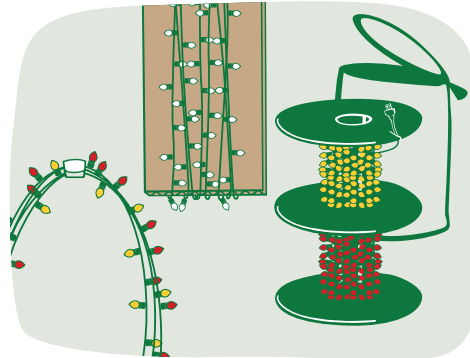
Untangle Christmas: Organizing Your Ornaments and Lights for Next Year

Once Christmas is over, what's the best way to store your décor? Here are some practical tips on how to organize your ornaments and holiday décor. Your future self will thank us.



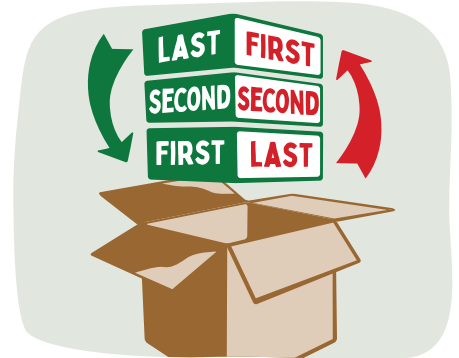
Signed, Sealed & Delivered

Separate holiday décor from tree décor. Use smaller boxes to make it easier to access specific items, and store everything in a cool, dry place.




Tree Light Organization

Neatly wrap your lights around a piece of cardboard, use Velcro straps, or buy a tree light reel to keep your lights untangled and your stress levels down.




Pack for Unpacking

Think about the order you'll want to access your décor. Pack the ornaments or decorations you want first...last, so you can unpack them first.



Packing Ornaments

Store ornaments, especially Christmas ball ornaments, in the boxes they came in. Wrap fragile items securely and store them in smaller boxes.



Bag the Hooks

Put your ornament hooks in a sealable plastic bag. That way, they won't get lost in boxes, and you won't need to buy new ones each year.



Store Stockings with Ornaments

Once you get the tree up, continue the excitement by hanging your Christmas stockings. If they are stored in the same area, they're easy to find!



Reel Talk

For outdoor lights, get a Christmas light reel for your extra light yardage. Reels are easy to use, and they keep the lights tangle-free!



Batteries Not Included

Take the batteries out of any electronic devices before storing to avoid corrosion.



Real trees. Real memories.

Research shows that the "getting the tree" experience creates memories that will be cherished for years.